

# ARTS AND HUMANITIES



PRAC Presentation

April 8, 2022

Lauren Servais

# Area Overview



# ARTS AND HUMANITIES

## Communication

Communication Studies,  
Media Studies, Digital  
Journalism & Media Arts

## English & Humanities

Coming July 1, 2022  
English, Humanities,  
Philosophy

## Fine Arts

Studio Arts, Art History,  
Architecture, Gallery

## Performing Arts


Dance, Drama, Music

## World Languages & Cultures

ASL, French, Japanese,  
Spanish



# ARTS AND HUMANITIES



# ARTS AND HUMANITIES

## Classified Professionals

### 4 Administrative Assistants

Dean's Office, COMM, Engl & Hum  
FA, WLC  
Music and Dance  
Drama

Lab Tech-Sculpture/Arts

Lab Tech-Ceramics

Designer/Stage Tech

Box Office Cashier

Accompanist

Theatre Events Manager

## 7 Coordinators

Art Gallery (co-coordinators); Humanities 101; Media  
Production; Dance; Drama; Music



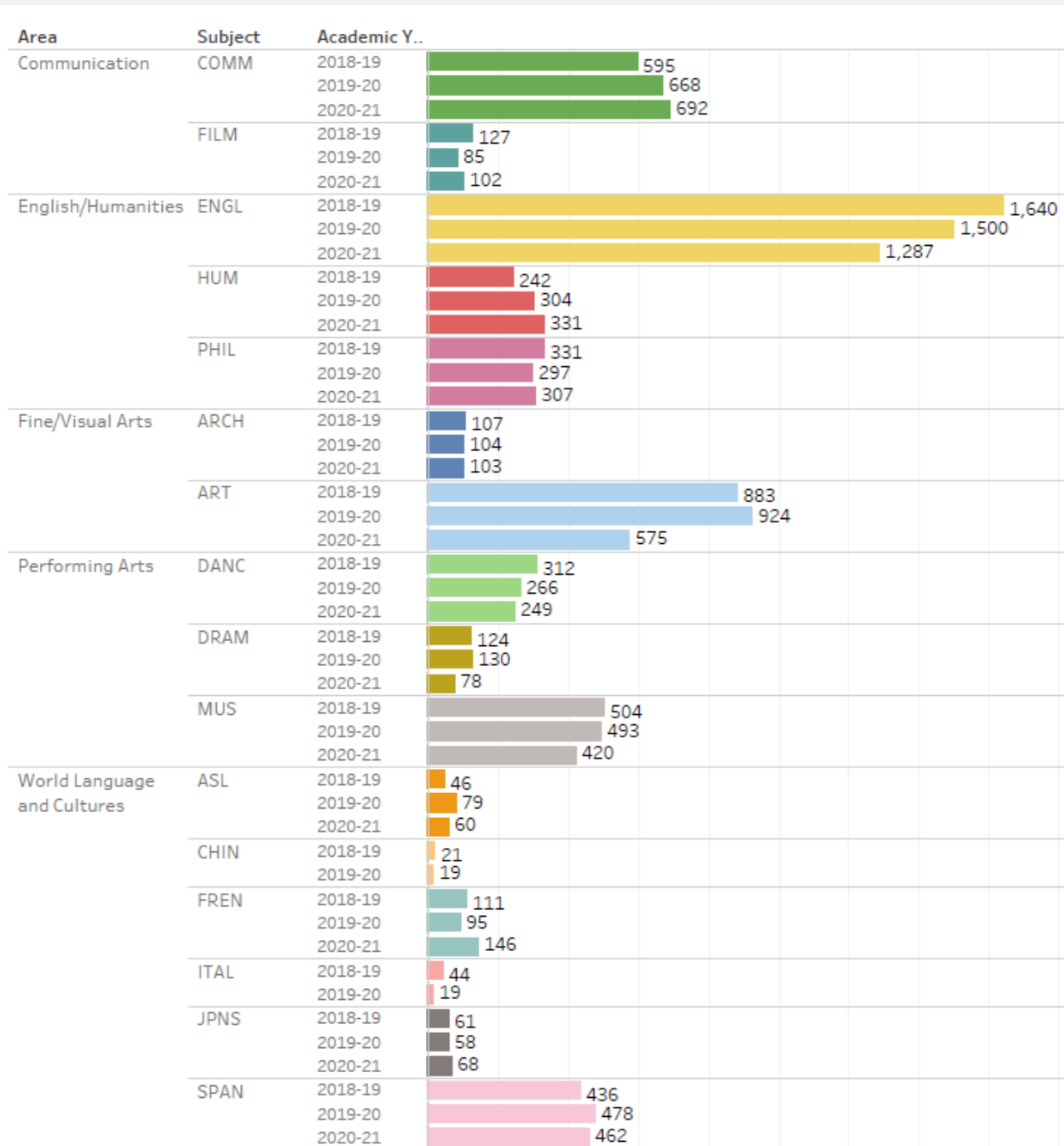
## 83 Faculty

55 Part-time Faculty  
28 Full-time Faculty

## 8 Chairs

Communication  
English and Humanities co-chairs  
Fine Arts  
Performing Arts Tri-Chairs  
World Languages

## 1 Dean



# UNDUPLICATED ENROLLMENT HEADCOUNT



## SUCCESSFUL COURSE COMPLETION



Area	Subject	Academic Y..	
Communication	COMM	2018-19	78.1%
		2019-20	78.0%
		2020-21	72.9%
	FILM	2018-19	66.4%
		2019-20	78.9%
		2020-21	68.0%
English/Humanities	ENGL	2018-19	67.9%
		2019-20	68.5%
		2020-21	68.5%
	HUM	2018-19	72.7%
		2019-20	69.9%
		2020-21	75.4%
	PHIL	2018-19	75.4%
		2019-20	77.0%
		2020-21	77.1%
Fine/Visual Arts	ARCH	2018-19	82.2%
		2019-20	81.0%
		2020-21	76.8%
	ART	2018-19	82.6%
		2019-20	73.9%
		2020-21	81.2%
Performing Arts	DANC	2018-19	82.1%
		2019-20	78.2%
		2020-21	79.7%
	DRAM	2018-19	86.8%
		2019-20	90.1%
		2020-21	86.1%
	MUS	2018-19	84.6%
		2019-20	81.3%
		2020-21	83.9%
World Language and Cultures	ASL	2018-19	84.6%
		2019-20	76.8%
		2020-21	79.4%
	CHIN	2018-19	85.2%
		2019-20	82.6%
	FREN	2018-19	78.7%
		2019-20	85.6%
		2020-21	80.0%
	ITAL	2018-19	78.3%
		2019-20	70.6%
	JPNS	2018-19	76.7%
		2019-20	80.0%
		2020-21	81.3%
	SPAN	2018-19	83.9%
		2019-20	83.7%
		2020-21	87.2%

Program	Award	2018-19	2019-20	2020-21	3-Year Award Total
<b>Total Awards</b>		<b>69</b>	<b>70</b>	<b>74</b>	<b>213</b>
Applied Design 2 Dimensional	AS	2			2
Applied Design 3 Dimensional	AS			1	1
Applied Design Interior	AS		1		1
Architecture	AS	3	1		4
Art	AA	11	15	6	32
Art Transfer	AA-T	3	4	4	11
COMM Mass Communications	AA	1	1		2
Communication Transfer	AA-T	14	19	16	49
Communications Filmmaking	AA			1	1
Dance	AA			2	2
Drama	AA	3		1	4
Drama/Theatre Arts Transfer	AA-T	2	3	5	10
English Transfer	AA-T	6	6	3	15
French	AA	1			1
Humanities	AA		1		1
Italian	AA	1			1
LA: Communication Studies	AA			7	7
LA: Lang. Arts and Humanities	AA				0
LA: Visual and Performing Arts	AA				0
Liberal Arts Communication Studies	AA	4	5	2	11
Liberal Arts Lang. Arts and Humanities	AA				0
Music	AA	2	2	3	7
Philosophy Transfer	AA-T	2	1	1	4
Spanish	AA	4	2	8	14
Spanish Transfer	AA-T	4	5	12	21

# ARTS & HUMANITIES DEGREES





COM Major	# transferred
Applied Design 2 Dimensional	4
Applied Design Interior	1
Architecture	17
Art	32
Art Transfer	16
COMM Mass Communications	19
Communication Transfer	32
Communications Filmmaking	6
Communications Screenwriting	1
Dance	4
Drama	8
Drama/Theatre Arts Transfer	5
English Transfer	35
Film, TV, & Electronic Trans	1
French	1
Humanities	9
Italian	2
LA: Communication Studies	38
Music	14
Philosophy Transfer	14
Spanish	4
Spanish Transfer	6
<b>Total</b>	<b>285</b>

## ARTS & HUMANITIES TRANSFERS



# BUDGET OVERVIEW

Description	Communication	English and Humanities	Fine Arts	Performing Arts	World Languages and Cultures	All Arts and Humanities
Permanent Academic Salaries	\$ 490,288.00	\$ 1,052,794.00	\$ 612,209.00	\$ 689,171.00	\$ 254,996.00	\$ 3,099,458.00
Permanent Classified Salaries			\$ 154,119.00	\$ 257,615.00		\$ 411,734.00
Benefits	\$ 180,879.00	\$ 393,388.00	\$ 296,272.00	\$ 413,124.00	\$ 97,657.00	\$ 1,381,320.00
<b>Total Non-discretionary</b>	<b>\$ 671,167.00</b>	<b>\$ 1,446,182.00</b>	<b>\$1,062,600.00</b>	<b>\$ 1,359,910.00</b>	<b>\$ 352,653.00</b>	<b>\$ 4,892,512.00</b>
PT Faculty	\$ 68,073.00	\$ 167,092.00	\$ 545,225.00	\$ 454,051.00	\$ 413,760.00	\$ 1,648,201.00
Classified Hourly			\$ 9,200.00	\$ 34,241.00		\$ 43,441.00
Supplies	\$ 1,100.00	\$ 2,925.00	\$ 11,781.00	\$ 14,790.00	\$ 2,850.00	\$ 33,446.00
Personal Services	\$ 500.00		\$ 14,100.00	\$ 42,643.00		\$ 57,243.00
Travel	\$ 250.00					\$ 250.00
Dues and Membership	\$ 150.00				\$ 200.00	\$ 350.00
Maintenance contract/repairs			\$ 4,000.00	\$ 1,193.00		\$ 5,193.00
Software License				\$ 1,255.00		\$ 1,255.00
Rentals				\$ 239.00		\$ 239.00
Other Contract Services				\$ 3,098.00		\$ 3,098.00
Postage				\$ 4,600.00		\$ 4,600.00
Printing and Publication				\$ 374.00		\$ 374.00
Recruiting				\$ 460.00		\$ 460.00
Miscellaneous				\$ 372.00		\$ 372.00
Furniture, Fixtures and Equipme	\$ 7,500.00		\$ 41,500.00	\$ 4,675.00		\$ 53,675.00
<b>Total Discretionary</b>	<b>\$ 77,573.00</b>	<b>\$ 170,017.00</b>	<b>\$ 625,806.00</b>	<b>\$ 561,991.00</b>	<b>\$ 416,810.00</b>	<b>\$ 1,852,197.00</b>
<b>Total Budget</b>	<b>\$ 748,740.00</b>	<b>\$ 1,616,199.00</b>	<b>\$1,688,406.00</b>	<b>\$ 1,921,901.00</b>	<b>\$ 769,463.00</b>	<b>\$ 6,744,709.00</b>



# Finding Our Way Forward




# Embodying COM's Mission

Transfer

Lifelong Learning

Community and Cultural  
Enrichment



Associate Degrees

Basic Skills Improvement

College of Marin's commitment to  
educational excellence is rooted in  
providing equitable opportunities and  
fostering success for all members of our  
diverse community

# Embodying COM's Values

Student and Community Centered  
Education


Academic Excellence and Innovation

Diversity

Accountability

Sustainability

Collaboration and Open  
Communication




# Supporting COM's Strategic Plan

## ● Student Access and Success

AB705 & "Student-ready" Paradigm

## ● Equity

Racial equity & embodying equity principles and practices in the classroom



## Instructional Programs ●

Weaving reflection and theory into critical action in teaching and learning

## Community Engagement and Responsiveness ●

Be our community's college & preparing students for meaningful community engagement

# Principles to Guide the Way

## Student-centric

How can we better help students reach their ed. goals?

## Equity-minded

Critically assessing practices, policies, structures

## Anti-racist

Produce and sustain racial equity



## Teaching and Learning

Employ cogent best practices and innovation

## Responsive

Responding to our diverse community

## Environment

Conscious of our impact on environment over time

# Our Requests for the Journey





# COMMUNICATION

## At-a-glance

126 Teaching Units/Year  
4 FT & 5 PT Faculty  
1 Coordinator (1 unit)  
1 Chair (3 units)  
1 Administrative  
Assistant (shared)



## Enrollment

Subject	2018-19	2019-20	2020-21
COMM	595	668	692
FILM	127	85	102
Total	696	722	765

## Requests

**Part-time Pool Recruitment**

**One TU for COMM 107**

**Continued Support for  
Media Production Facility**

**On the Horizon: Retirements**

## Course Completion

Subject	2018-19	2019-20	2020-21
COMM	78.1%	78.0%	72.9%
FILM	66.4%	78.9%	68.0%
Total	76.3%	78.1%	72.2%

# ENGLISH AND HUMANITIES

## At-a-glance

**429.38 Teaching Units/Year**  
**12 FT & 11 PT Faculty**  
**1 Coordinator (3 units)**  
**2 co-chairs (3.5 units)**  
**1 Administrative Assistant (shared)**

## Request

## Part-time Pool Recruitment (Per MOU)



## Enrollment

Subject	2018-19	2019-20	2020-21
ENGL	1,640	1,500	1,287
HUM	242	304	331
PHIL	331	297	307
Total	1,958	1,821	1,632

## Course Completion

Subject	2018-19	2019-20	2020-21
ENGL	67.9%	68.5%	68.5%
HUM	72.7%	69.9%	75.4%
PHIL	75.4%	77.0%	77.1%
Total	69.3%	69.8%	70.8%

# FINE ARTS

## At-a-glance

307.92 Teaching Units/Year  
4 FT & 13 PT Faculty  
1 Coordinator (4 units)  
1 Chair (3.5 units)  
1 Administrative Assistant (shared)  
2 lab technicians (.59 & .48 FTE)



## Appreciation

Thank you for zero student materials fees and for increased funding for life models!

On the Horizon:  
Increased lab tech hours &  
FA-wide Coordinator Position

## Enrollment

Subject	2018-19	2019-20	2020-21
ARCH	107	104	103
ART	883	924	575
Total	965	996	665

## Course Completion

Subject	2018-19	2019-20	2020-21
ARCH	82.2%	81.0%	76.8%
ART	82.6%	73.9%	81.2%
Total	82.5%	74.6%	80.4%

# PERFORMING ARTS-DANCE

## At-a-glance

63.14 Teaching Units/Year  
2 FT & 1 PT Faculty  
1 Coordinator (2 units)  
1 Chair (1 unit)



## Request

**Full-time Hire:**  
Ballet, Modern, &  
Dance Composition  
(Retirement in May 2022)

On the Horizon:  
Another Full-time Hire

## Enrollment

Subject	2018-19	2019-20	2020-21
DANC	312	266	249

## Course Completion

Subject	2018-19	2019-20	2020-21
DANC	82.1%	78.2%	79.7%

# PERFORMING ARTS-DRAMA

## At-a-glance

70.93 Teaching Units/Year  
2 FT & 5 PT Faculty  
1 Coordinator (2 units)  
1 Chair (1 unit)  
1 Administrative Assistant  
1 Designer/Stage Tech (1 FTE)  
1 Box Office Cashier (.29 FTE)  
1 Theater Events Manager (.5 FTE)



## Requests

**Reinstate FTE:**  
Box Office Cashier &  
Theatre Events Manager  
(both on hiatus since pandemic)  
**PT Pool Recruitment**  
**6 Additional Teaching Units**  
On the Horizon: Retirements

## Enrollment

Subject	2018-19	2019-20	2020-21
DRAM	124	130	78

## Course Completion

Subject	2018-19	2019-20	2020-21
DRAM	86.8%	90.1%	86.1%

# PERFORMING ARTS-MUSIC

## At-a-glance

161.08 Teaching Units/Year  
2 FT & 9 PT Faculty  
1 Coordinator (2 units)  
1 Chair (1 unit)  
1 Administrative Assistant  
(shared)  
1 Accompanist (.33 FTE)



## Request

**Full-time Hire:**  
**Choral Conducting &**  
**Voice**  
**(convert PT hours)**

## Enrollment

Subject	2018-19	2019-20	2020-21
MUS	504	493	420

## Course Completion

Subject	2018-19	2019-20	2020-21
MUS	84.6%	81.3%	83.9%

# WORLD LANGUAGES & CULTURES

## At-a-glance

185.4 Tus/Year  
2 FT and 11 PT Faculty  
1 chair  
1 Administrative  
Assistant (shared)

## Requests

**Part-time Pool Recruitments:**

Spanish & ASL

On the Horizon:

New FT Hires: Spanish and ASL



## Enrollment

Subject	2018-19	2019-20	2020-21
ASL	46	79	60
FREN	111	95	146
JPNS	61	58	68
SPAN	436	478	462

## Course Completion

Subject	2018-19	2019-20	2020-21
ASL	84.6%	76.8%	79.4%
FREN	78.7%	85.6%	80.0%
JPNS	76.7%	80.0%	81.3%
SPAN	83.9%	83.7%	87.2%

## Division Requests:

Continued support for on-going inquiry,  
knowledge-building, collaboration, and  
praxis

Opportunities to share and scale existing  
transformative practices





Let's chat

