

Educational Planning Committee Report
Academic Year 2019-2020
Year 2 of the Strategic Plan 2019-2022
Year 2 of the Educational Master Plan 2019-2025

EMP Focus Area and Goal: SAS Goal 4

Champions: Dean of Enrollment Services, Assistant Vice President for Instructional Support

[2019-2025 EMP and 2019-2022 strategic plan](#)
[Timeline for Implementation](#)

EMP 6-Year Goal and Strategic Plan 3-Year Objectives

Student Access and Success EMP Goal 4: Build awareness in students of educational goal options and paths to achieve these goals.

Strategic Plan Objective SAS4.1: Increase the number of students who have clear educational plans and goals.

Strategic Plan Objective SAS4.2: Educational goals are clearly visible to students.

Action steps discussion for SAS Goal 4 from 10/19/2020

More students do have an Ed Plan and clear goals. How do we promote the value of an Ed Plan and what is the incentive for students to create one?

A multi prong approach to reaching students is needed. Hum 101 is viewed as an intro course which has an Ed Plan built into the design of the class. COMPASS program, Summer Bridge and HUM 101 and student-athletes and some LC's are all required to have an Ed Plan. MAPS serves as the general First Year Experience program and could be scaled up.

Outreach activities have increased and include weekend and evening hours, College Success Saturday was well attended, Zoom has been beneficial for counseling as it is easier to attend a counseling appt online rather than having to come to campus, deal with parking etc. This method might continue to be utilized after the current COVID situation ends.

Development of Interest Clusters on the website is ongoing. This is a big effort which will hopefully be rolled out by the end of the year. Content is being developed and there is collaboration with IT to revamp website. "My Path" is a program developed by the CCC Chancellors office designed to help students choose a major or career. We are hoping to implement by next summer.

Process for students to change their major is being developed. the process must have intervention from counseling as some changes might affect eligibility for certain funding.

The interest clusters are completed and live on our website. <http://academics.marin.edu/>

EPC Feedback 10/19/2020

Key discussion points w/ Champions:

- The baseline for Ed plans is set at 42% and the target is 60%. This is a large increase and it may be helpful to be more targeted in understanding who we are missing.
- Need faculty onboard to push Ed Plan creation in the classroom, begin with a basic Ed Plan and then expand on that as the student's goals develop.
- Might be informative to see who does not have an Ed Plan. Incentive will be different depending on who. Possibly convene student panels and get thoughts/feedback on why they do or do not have an Ed Plan.
- Connection to IP Goal 1: Are they undecided or just lost?

Many of these action steps are being impacted by COVID.

Progress Indicators

Progress Indicator SAS4.1.1: *Thirty percent of enrolled ESLN 30, 35, and 40 students have a one-page education plan in education planning software system, thus having met at least once with a counselor. Baseline for FY 2018–2019 is zero. (Spring 2019 – count = 419; 30% = 125 students).*

Value for 20-21:

Progress Indicator SAS4.1.2: *Increased number of credit students who have current education plans. Baseline is 42%; target is 60%. (Source: COM MIS data, non-exempt student with an informed educational goal of degree, transfer or certificate, AY 2018-19).*

Value for 20-21:

Progress Indicator SAS4.2.1: *COM website is updated with interest clusters and My Path is available to students.*




Value for 20-21: **Yellow:** *Interest clusters are at <http://academics.marin.edu/>. MyPath is planned for implementation in spring 2022.*

Progress Indicator SAS4.2.2: *Students can change their major utilizing one new method.*

Value for 20-21: **Red:** No progress

Rating of progress:

Please self-rate your progress toward achieving each of the above objectives:

-  Red: No progress
-  Yellow: Substantial progress
-  Green: All action steps implemented, and objective achieved

Strategic Plan Objective SAS4.1:

Strategic Plan Objective SAS4.2:

Yellow: Substantial progress. MyPath will be implemented by Spring of 2022.

Where are you not on track? What will you do differently for next year / what else needs to happen?

Performance Indicator Data for EMP 6-Year Goals:

SAS Goal 4 Performance Indicator 1: All degree, certificate, and transfer seeking students have educational goals and majors.

PRIE Data for 20-21

Baseline / Target	Year 1 19/20	Year 2 20/21	Year 3 21/22	Year 4 22/23	Year 5 23/24	Year 6 24/25
N/A	94% with major declared	95% with major declared				

SAS Goal 4 Performance Indicator 2: Nine % decrease in average number of units accumulated by degree earners. Baseline is 93; target is 85. (Source: SSM Launchboard; average number of units accumulated by associate degree earners, all students, annual average of 2015–16 through 2017–18).

PRIE Data for 20-21:

Baseline / Target	Year 1 19/20	Year 2 20/21	Year 3 21/22	Year 4 22/23	Year 5 23/24	Year 6 24/25
93* / 85	78					

The Chancellor’s Office definition of this metric was revised and the numbers recalculated to include only first-time associate degree earners rather than all associate degree earners. The average baseline for the new calculated metric, for 2015-16 through 2017-18 is 82.3 units.

EPC Use Only: